

- Full Range Positions - Head/Foot Up & Down
 - Upper Body Incline up to 65 degrees
 - Lower Body Incline up to 35 degrees
 - Simultaneous Head and Foot Movement
 - Motorized Neck Tilt
- German Engineered Motor
 - Stand-by Mode is Ultra-Energy Efficient
- Strong Angle Iron and Steel Tubular Frame Construction
 - Utilizes Motor Noise Displacement™ for quieter use
 - Features Dynamic Force a patented lift mechanism that is twice as efficient as competition and allows bed to become stronger as it rises
- Safety Plus™ Features
 - Zero Pull Force
 - Pinch Free Zones
 - Emergency Power Down
 - Power Protection
- Wi-Fi Ready for Voice Control
- 4 Easy Access USB Charging Ports and Side Sync Button
- LED Underbed Lighting
- Wall Hugging Design - allows back travel up to 12"
- Upscale Charcoal Upholstery Fabric
- Premium Deck-on-Deck Design
- Recessed Steel Legs Allow for Heights of 8", 11.5" and 15"
- Controllable via the Bluetooth or Wi-Fi Comfort Base App
 - One Touch Flat Button
- 2 Programmable Memory Positions
- 2 Preprogrammed Positions
 - Zero Gravity
 - Anti-Snore
- Sleep Enhancement Technology™
 - 4 Wave Modes (Low, Medium, High, and Constant)
 - 4 Levels of Intensity
 - 3 Timer Options
- Fits Within Most Standard Bedroom Sets
- 800 lb Total Weight Capacity*

*Combined capacity of two twin XL's for King size set while in use
Twin XL- 400lb, Queen- 650lb, King- 800lb

INCLUDED ACCESSORIES Mattress Retainer Bar, Headboard Brackets, 3-in-1 Legs, Wi-Fi Hub, Bluetooth Hub, Access to Remote App

AVAILABLE ACCESSORIES Elevation Kit, Wireless Back-lit Remote Control with Built-In LED Flashlight, High Profile Legs, Remote Pocket

AVAILABLE SIZES Twin XL, Queen, Split Cal King

SKU: CB18X40R12-TXL, Q, SCK













WARRANTY 15 Year Limited Warranty, Years 1 through 3: Full Coverage of Parts and Labor,
Years 4 through 5: Full Coverage of Parts Only
Years 6 through 15: Prorated Coverage of Frame Only



ODESSA

Black Series



FEATURES	ECOFLEX	FREESTYLE	MICA	ACCORD	VESTA	ODESSA
SKU	CB100ECO	CB00	CB1810RF	CB18X20	CB18X30R3	CB18X40R12
Available Sizes	TXL, Q, SCK	TXL, Q, SCK	TXL, F, Q, K, SCK	T, TXL, F, Q, SQ, K, SCK	TXL, Q, K, SCK	TXL, Q, SCK
Deck Type	Single	Single	Single	Single	Deck on Deck	Deck on Deck
Deck Height		3"	3"	4"		
 Split Deck Design	●	●	●	●		
Wireless Remote	●	●	●	●	●	Optional
Access to Remote App				Optional	●	●
1/PC King			●	●	●	
 Sleep Enhancement				●	●	●
Preset Commands		Zero G, Anti-Snore		Zero G, Anti-Snore	Zero G, Anti-Snore	Zero G, Anti-Snore
One Touch Flat Button		●		●	●	●
Memory Positions				2	2	2
 Flashlight				●	●	Optional
 Wall-Hugger					3.5"	12"
Upscale Charcoal Upholstery			●	●	●	●
 3-in-1 Legs			●	●	●	●
Headboard Brackets	Optional		Optional	Optional	Optional	●
 Neck Tilt						●
 Side Sync Button				●	●	●
 4 USB Ports						●
 Underbed LED Light				●	●	●
 Bluetooth				Compatible	Ready	Ready
 Wi-Fi				Compatible	Compatible	Ready
Voice Activation				Compatible	Compatible	Ready
 Base Elevation Kit				Compatible	Compatible	Compatible
Warranty	1 Year Limited	20 Year Limited	15 Year Limited	15 Year Limited	15 Year Limited	15 Year Limited

