

- Full Range Positions - Head/Foot Up & Down
  - Upper Body Incline up to 65 degrees
  - Lower Body Incline up to 35 degrees
  - Simultaneous Head and Foot Movement
  - Motorized Neck Tilt
- German Engineered Motor
  - Stand-by Mode is Ultra-Energy Efficient
- Strong Angle Iron and Steel Tubular Frame Construction
  - Utilizes Motor Noise Displacement™ for quieter use
  - Features Dynamic Force a patented lift mechanism that is twice as efficient as competition and allows bed to become stronger as it rises
- Safety Plus™ Features
  - Zero Pull Force
  - Pinch Free Zones
  - Emergency Power Down
  - Power Protection
- Wi-Fi Ready for Voice Control
- 4 Easy Access USB Charging Ports and Side Sync Button
- LED Underbed Lighting
- Wall Hugging Design - allows back travel up to 12"
- Upscale Charcoal Upholstery Fabric
- Premium Deck-on-Deck Design
- Recessed Steel Legs Allow for Heights of 8", 11.5" and 15"
- Controllable via the Bluetooth or Wi-Fi Comfort Base App
  - One Touch Flat Button
- 2 Programmable Memory Positions
- 2 Preprogrammed Positions
  - Zero Gravity
  - Anti-Snore
- Sleep Enhancement Technology™
  - 4 Wave Modes (Low, Medium, High, and Constant)
  - 4 Levels of Intensity
  - 3 Timer Options
- Fits Within Most Standard Bedroom Sets
- 800 lb Total Weight Capacity\*
 

\*Combined capacity of two twin XL's for King size set while in use  
Twin XL- 400lb, Queen- 650lb, King- 800lb

**INCLUDED ACCESSORIES**

Mattress Retainer Bar, Headboard Brackets, 3-in-1 Legs, Wi-Fi Hub, Bluetooth Hub, Access to Remote App

**AVAILABLE ACCESSORIES**

Elevation Kit, Wireless Back-lit Remote Control with Built-In LED Flashlight, High Profile Legs

**AVAILABLE SIZES**

Twin XL, Queen, Split Cal King  
SKU: CB18X40R12-TXL, Q, SCK

**WARRANTY**

15 Year Limited Warranty, Years 1 through 3: Full Coverage of Parts and Labor,  
Years 4 through 5: Full Coverage of Parts Only  
Years 6 through 15: Prorated Coverage of Frame Only

















# ODESSA

Black Series



FEATURES	ECOFLEX	FREESTYLE	LUNAR	MICA	ACCORD	VESTA	ODESSA
SKU	CB100ECO	CB00	CB1805	CB1810RF	CB18X20	CB18X30R3	CB18X40R12
Available Sizes	TXL, Q, SCK	TXL, F, Q, SCK	Q, K	TXL, F, Q, K, SCK	T, TXL, F, Q, SQ, K, SCK	TXL, Q, SCK	TXL, Q, SCK
Range of Positions	Full Range	Full Range	Head Up Only	Full Range	Full Range	Full Range	Full Range
Deck Type	Single	Single	Single	Single	Single	Deck on Deck	Deck on Deck
Deck Height		3"	1.5"	3"	4"		
 Split Deck Design	●	●	●	●	●		
Wireless Remote	●	●	●	●	●	●	Optional
Access to Remote App					Optional	●	●
1/PC King			●	●	●		
 Sleep Enhancement					●	●	●
Preset Commands		Zero G, Anti-Snore			Zero G, Anti-Snore	Zero G, Anti-Snore	Zero G, Anti-Snore
One Touch Flat Button		●			●	●	●
Memory Positions					2	2	2
 Flashlight					●	●	Optional
 Wall-Hugger						3.5"	12"
Upscale Charcoal Upholstery			●	●	●	●	●
 3-in-1 Legs			Optional	●	●	●	●
Headboard Brackets	Optional		Optional	Optional	Optional	Optional	●
 Neck Tilt							●
 Side Sync Button					●	●	●
 4 USB Ports							●
 Underbed LED Light					●	●	●
 Bluetooth					Compatible	Ready	Ready
 Wi-Fi					Compatible	Compatible	Ready
Voice Activation					Compatible	Compatible	Ready
Compatible with Amazon Alexa					Compatible	Compatible	Compatible
 Base Elevation Kit					Compatible	Compatible	Compatible
Zero Clearance Kit				Compatible	Compatible		
Warranty	1 Year Limited	15 Year Limited	15 Year Limited	15 Year Limited	15 Year Limited	15 Year Limited	15 Year Limited

